

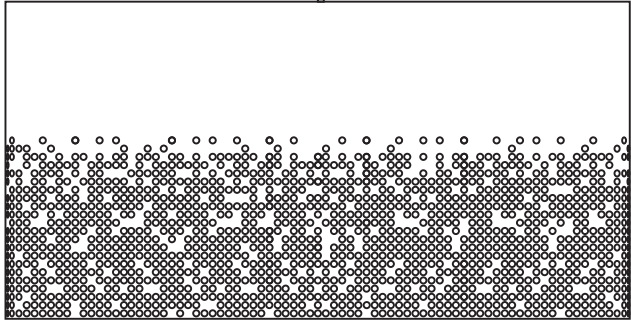
Crossblend Grande

LP959_ 1.0



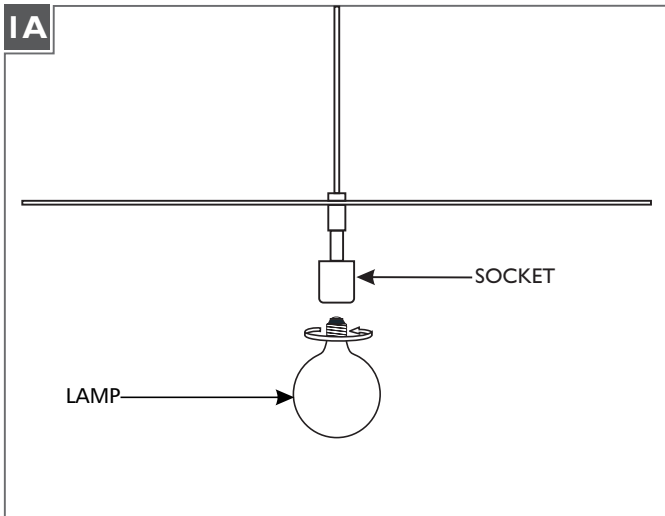
GENERAL PRODUCT INFORMATION: 

This product is suitable for damp locations.



CAUTION - RISK OF FIRE
 This product must be installed in accordance with the applicable installation code by a person familiar with the construction and operation of the product and the hazards involved.
 Use minimum 90°C supply conductors.

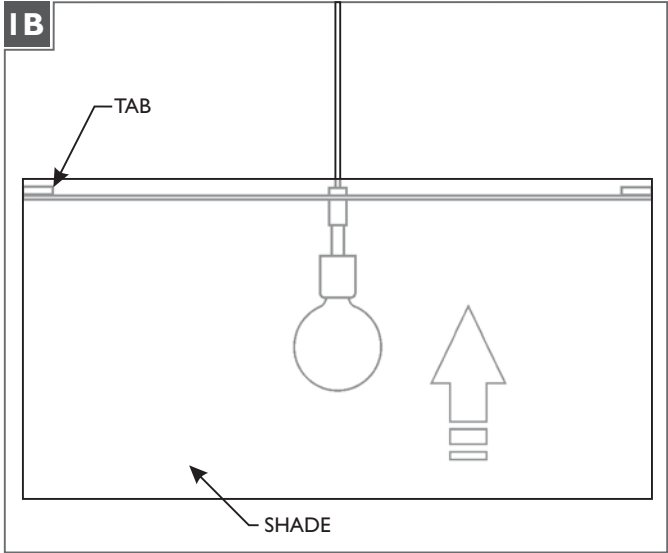
Install the Lamp and Metal Shade



CAUTION: To reduce the risk of a burn or electric shock during relamping, disconnect the power to the fixture.

Refer to fixture marking for lamp information.

1 Screw the lamp into the socket.



2 Feed the socket assembly through the bottom of the shade until it rests evenly on the tabs.

SAVE THESE INSTRUCTIONS!

LBL

7400 Linder Ave, Skokie, IL 60077

800.323.3226 - 847.626.6300

www.lblighting.com

© 2017 LBL Lighting. All rights reserved. The "LBL Lighting" graphic is a registered trademark of LBL Lighting. LBL Lighting reserves the right to change specifications for product improvements without notification.

A Generation Brands Company